

Human TNFSF15 Trimer Protein

Cat. No. FSF-HM415



Description

Source	Recombinant Human TNFSF15 Trimer Protein is expressed from HEK293 with His tag and Flag tag at the N-terminus.
	It contains Asp91-Leu251 trimer design.
Accession	O95150-1
Molecular Weight	The protein has a predicted MW of 58.2 kDa. Due to glycosylation, the protein migrates to 65-75 kDa based on Bis-Tris PAGE result.
Endotoxin	Less than 1 EU per µg by the LAL method.
Purity	> 95% as determined by Bis-Tris PAGE
	> 95% as determined by HPLC

Formulation and Storage

Formulation	Lyophilized from 0.22 µm filtered solution in PBS (pH 7.4). Normally 8% trehalose is added as protectant before lyophilization.
Reconstitution	Dissolve the lyophilized protein in distilled water. Please refer to the Certificate of Analysis for detailed instructions.
Storage	-20 to -80°C for 12 months as supplied from date of receipt. -80°C for 3 months after reconstitution. Recommend to aliquot the protein into smaller quantities for optimal storage. Please minimize freeze-thaw cycles.

Background

TNF superfamily member 15 (TNFSF15), a cytokine largely produced by vascular endothelial cells and a specific inhibitor of the proliferation of these same cells, can inhibit VEGF-induced vascular permeability in vitro and in vivo, and that death receptor 3 (DR3), a cell surface receptor of TNFSF15, mediates TNFSF15-induced dephosphorylation of VEGFR2.

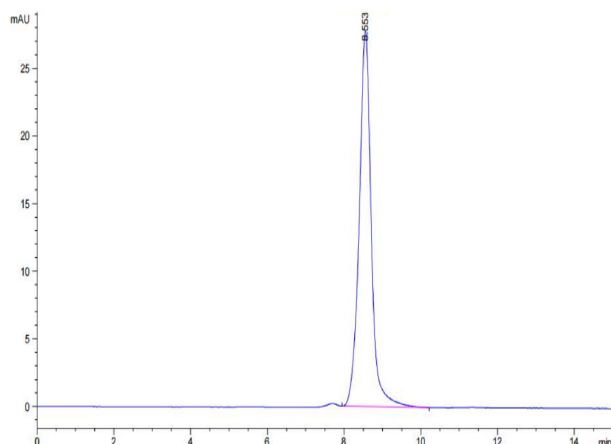
Assay Data

Bis-Tris PAGE



Human TNFSF15 Trimer on Bis-Tris PAGE under reduced condition. The purity is greater than 95%.

SEC-HPLC



The purity of Human TNFSF15 Trimer is greater than 95% as determined by SEC-HPLC.

Human TNFSF15 Trimer Protein

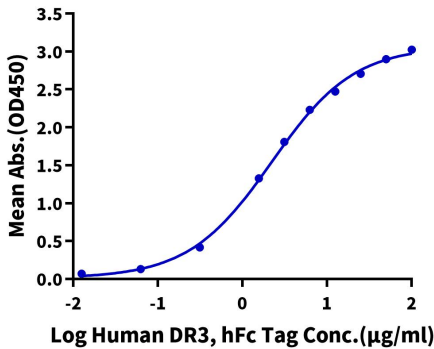
Cat. No. FSF-HM415



Assay Data

ELISA Data

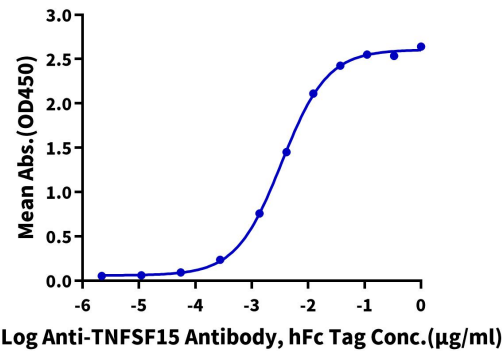
Human TNFSF15 Trimer, His Tag ELISA
0.2µg Human TNFSF15 Trimer, His Tag Per Well



Immobilized Human TNFSF15 Trimer, His Tag at 2µg/ml (100µl/well) on the plate. Dose response curve for Human DR3, hFc Tag with the EC50 of 2.2µg/ml determined by ELISA.

ELISA Data

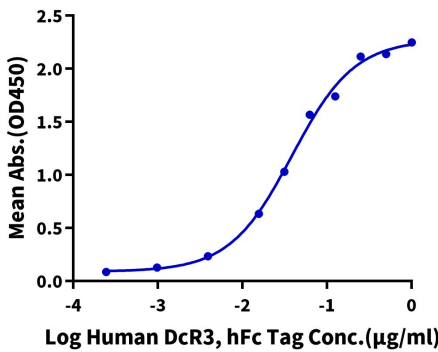
Human TNFSF15 (Trimer), His Tag ELISA
0.1µg Human TNFSF15 (Trimer), His Tag Per Well



Immobilized Human TNFSF15 Trimer, His Tag at 1 µg/ml (100 µl/Well) on the plate. Dose response curve for Anti-TNFSF15 Antibody, hFc Tag with the EC50 of 3.4 ng/ml determined by ELISA.

ELISA Data

Human TNFSF15 Trimer, His Tag ELISA
0.1µg Human TNFSF15 Trimer, His Tag Per Well



Immobilized Human TNFSF15 (Trimer), His Tag at 1µg/ml(100µl/well) on the plate. Dose response curve for Human DcR3, hFc Tag with the EC50 of 38.5ng/ml determined by ELISA.

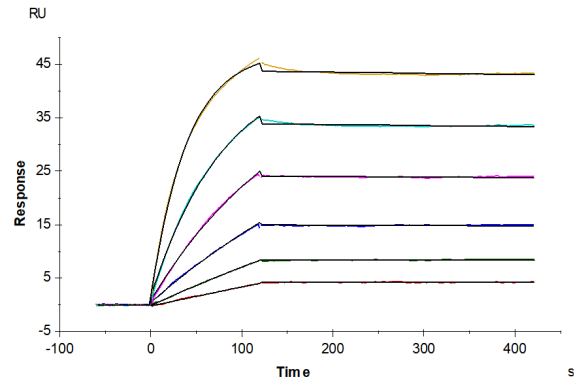
SPR Data

Human TNFSF15 Trimer Protein

Cat. No. FSF-HM415

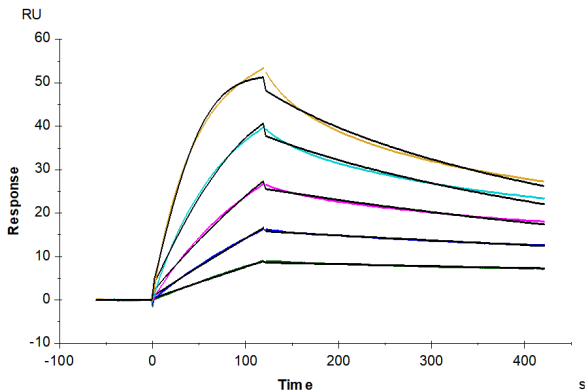


Assay Data



Human DR3, hFc Tag captured on CM5 Chip via Protein A can bind Human TNFSF15 Trimer, His Tag with an affinity constant of 0.10 nM as determined in SPR assay (Biacore T200).

SPR Data



Mouse DR3, His Tag immobilized on CM5 Chip can bind Human TNFSF15 (Trimer) , His Tag with an affinity constant of 3.06 nM as determined in SPR assay (Biacore T200).